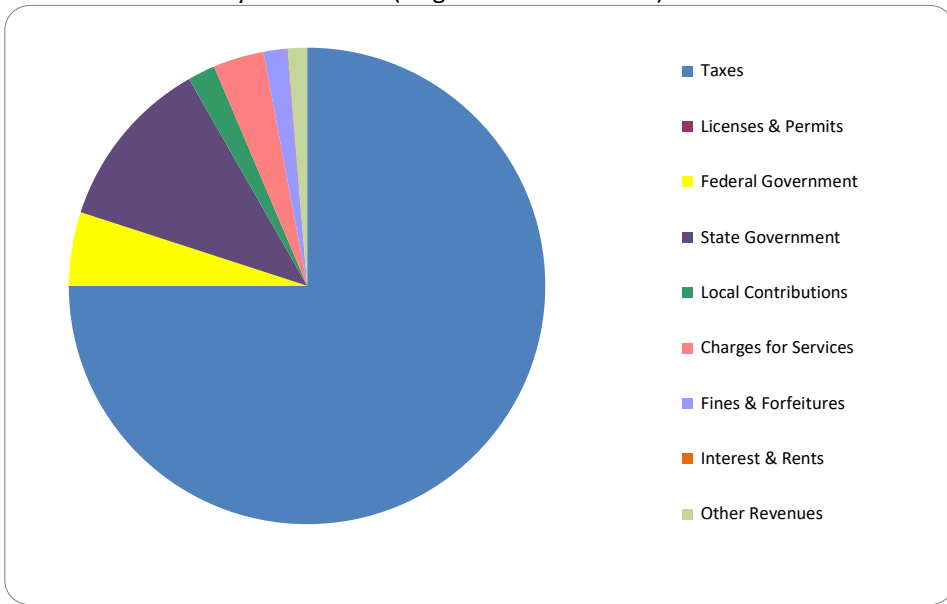


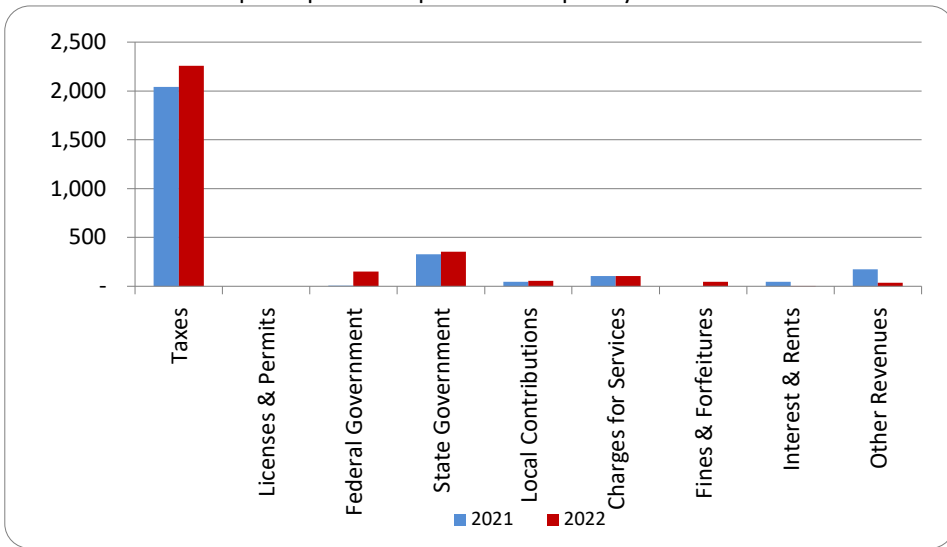
1. Where our money comes from (all governmental funds)



2. Compared to the prior year

	<u>2021</u>	<u>2022</u>	<u>% change</u>
Taxes	\$ 2,083,120	\$ 2,305,557	10.68%
Licenses & Permits	-	-	N/A
Federal Government	5,931	153,883	2494.55%
State Government	332,988	361,505	8.56%
Local Contributions	47,380	56,930	20.16%
Charges for Services	107,894	105,780	-1.96%
Fines & Forfeitures	-	48,989	N/A
Interest & Rents	46,404	1,890	-95.93%
Other Revenues	178,764	39,634	-77.83%
Total Revenues	\$ 2,802,481	\$ 3,074,168	9.69%

3. Revenue sources per capita - compared to the prior year



4. Historical trends of individual sources



Commentary:

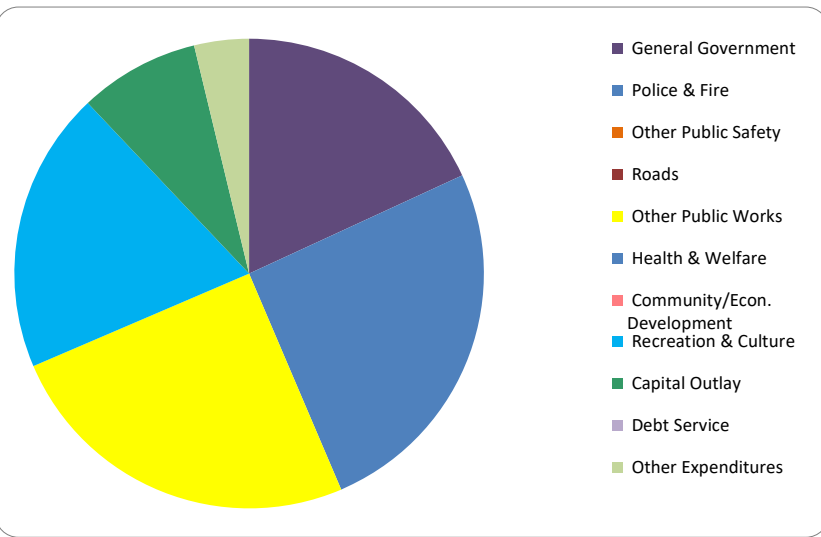
For more information on our unit's finances, contact Pam Hagerman, City Administrator at 989-584-3515.

CITIZEN'S GUIDE TO LOCAL UNIT FINANCES - City of Carson City (592010)

EXPENDITURES

1. Where we spend our money (all governmental funds)

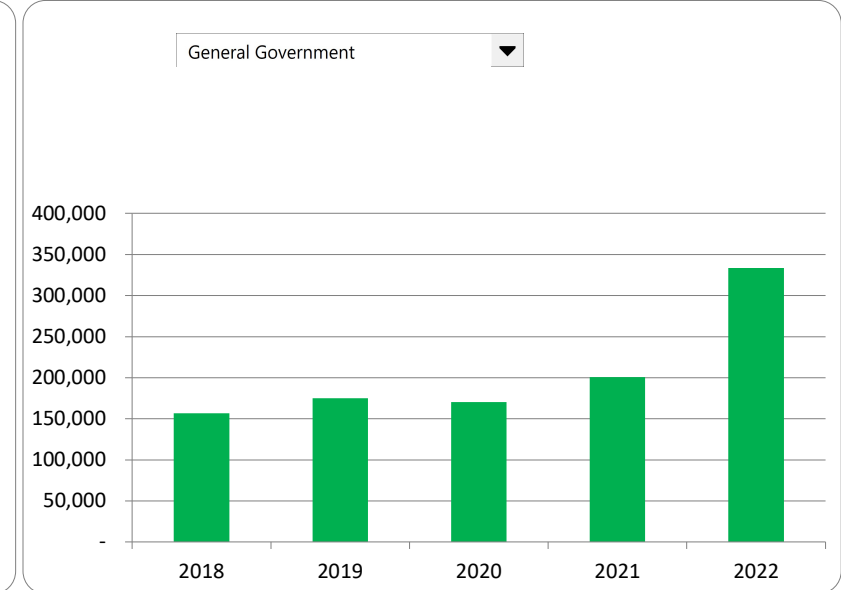
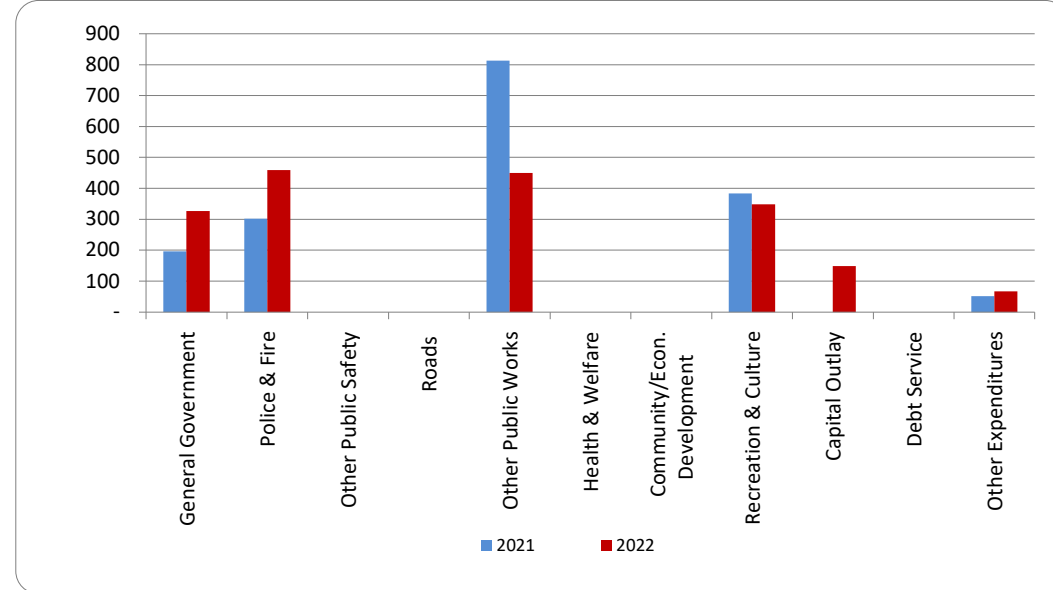
2. Compared to the prior year



	2021	2022	% change
General Government	\$ 200,449	\$ 333,334	66.29%
Police & Fire	308,562	468,351	51.79%
Other Public Safety	-	-	N/A
Roads	-	-	N/A
Other Public Works	829,703	458,998	-44.68%
Health & Welfare	-	-	N/A
Community/Econ. Development	-	-	N/A
Recreation & Culture	392,010	356,398	-9.08%
Capital Outlay	-	152,745	N/A
Debt Service	-	-	N/A
Other Expenditures	52,621	69,202	31.51%
Total Expenditures	\$ 1,783,345	\$ 1,839,028	3.12%

3. Spending per capita - compared to the prior year

4. Historical trends of individual departments:



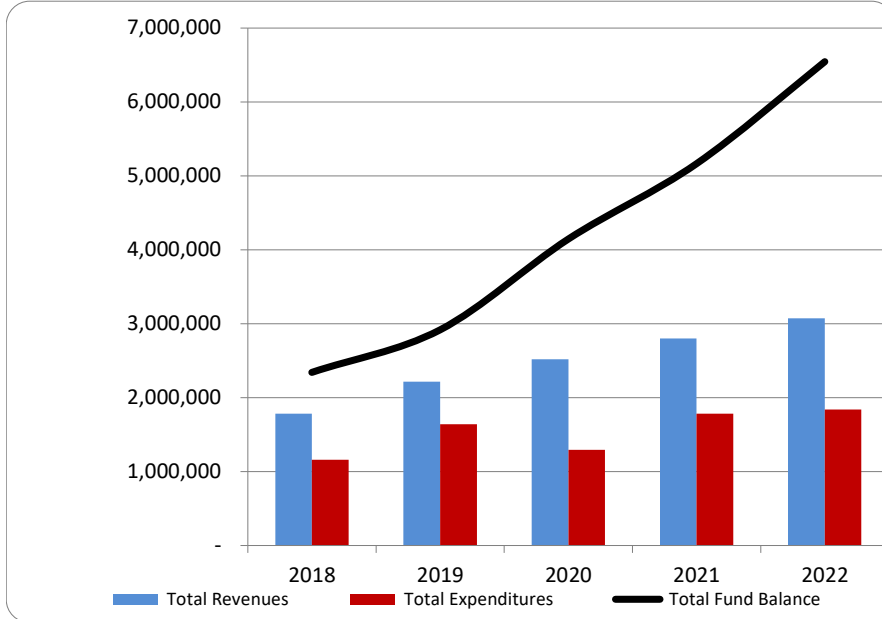
Commentary:

For more information on our unit's finances, contact Pam Hagerman, City Administrator at 989-584-3515.

CITIZEN'S GUIDE TO LOCAL UNIT FINANCES - City of Carson City (592010)

FINANCIAL POSITION

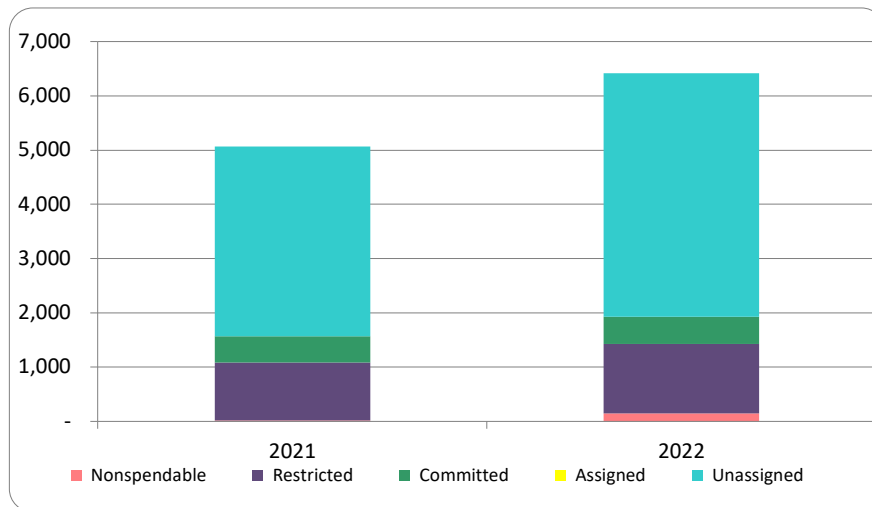
1. How have we managed our governmental fund resources (fund balance)?



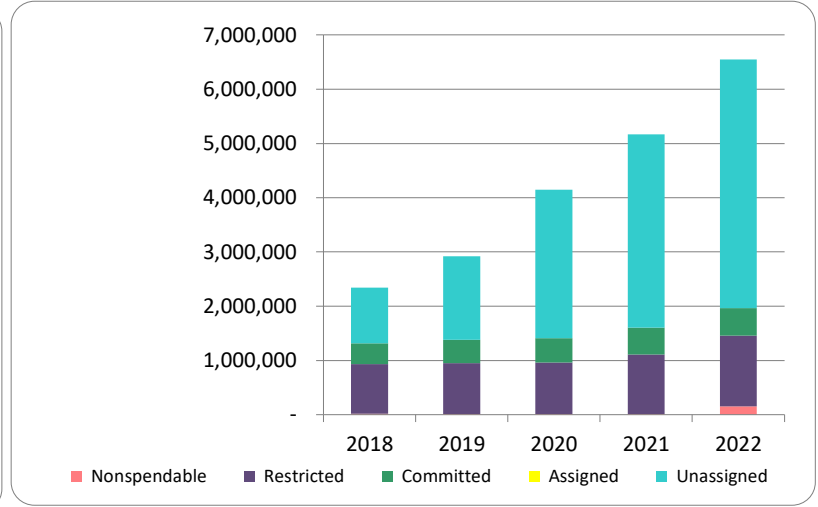
2. Compared to the prior year

	2021	2022	% change
Revenue	2,802,481	3,074,168	9.69%
Expenditures	1,783,345	1,839,028	3.12%
Surplus (shortfall)	1,019,136	1,235,140	21.19%
Fund balance, by component:			
Nondisposable	15,778	151,172	858.12%
Restricted	1,091,826	1,303,241	19.36%
Committed	495,421	510,253	2.99%
Assigned	-	-	N/A
Unassigned	3,563,750	4,581,047	28.55%
total fund balance	5,166,775	6,545,713	26.69%

3. Fund balance per capita - compared to the prior year



4. Historical trends of individual components



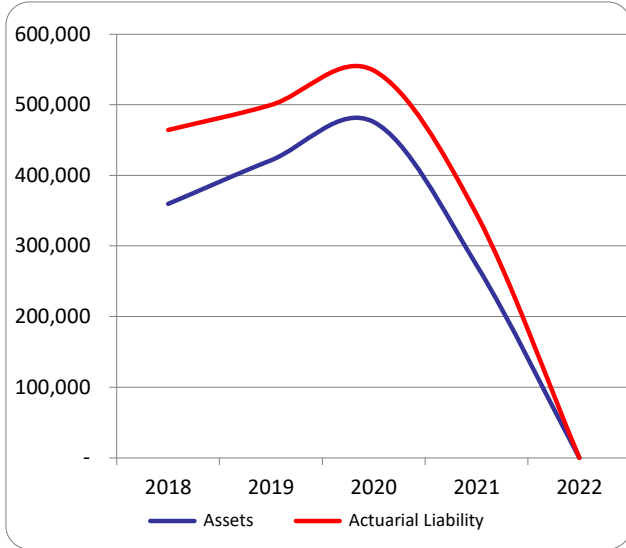
Commentary:

For more information on our unit's finances, contact Pam Hagerman, City Administrator at 989-584-3515.

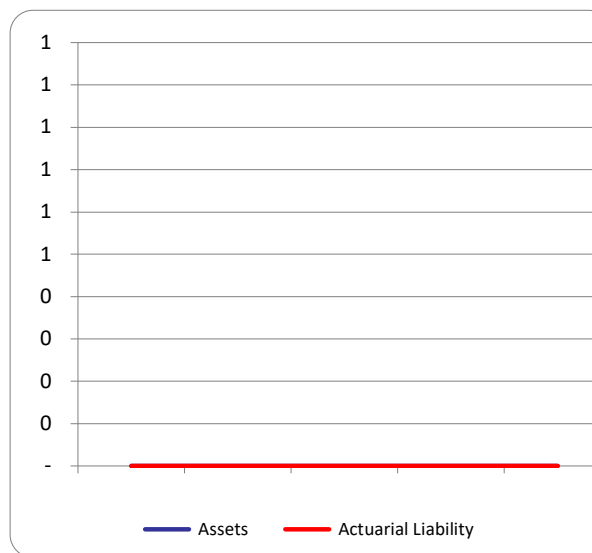
CITIZEN'S GUIDE TO LOCAL UNIT FINANCES - City of Carson City (592010)

OTHER LONG TERM OBLIGATIONS

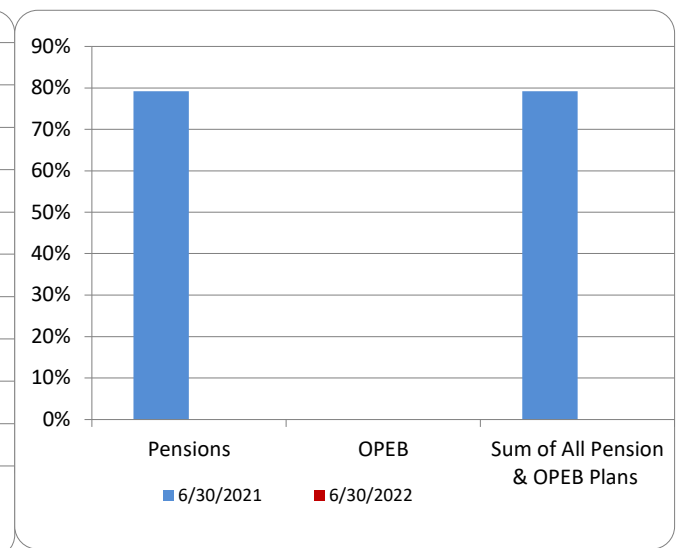
1. Pension funding status



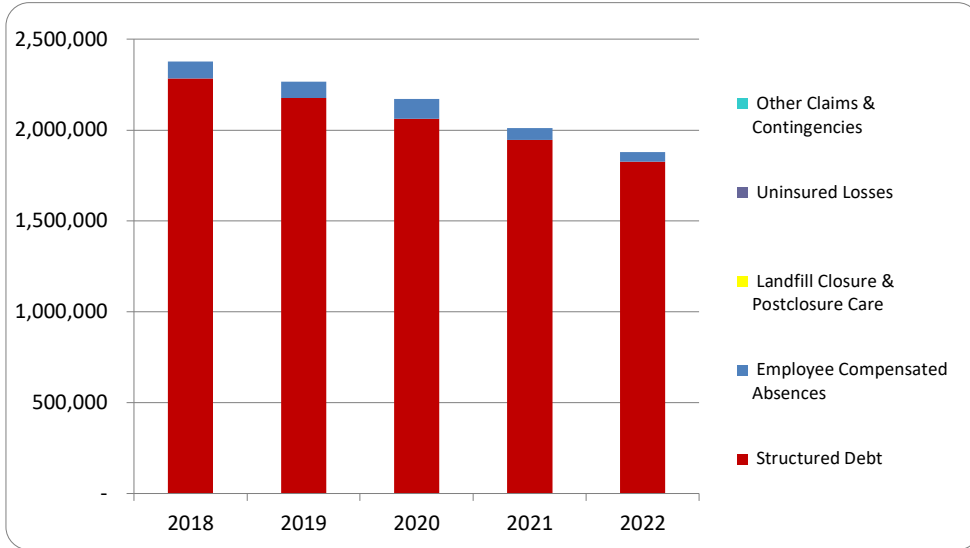
2. Retiree Health care funding status



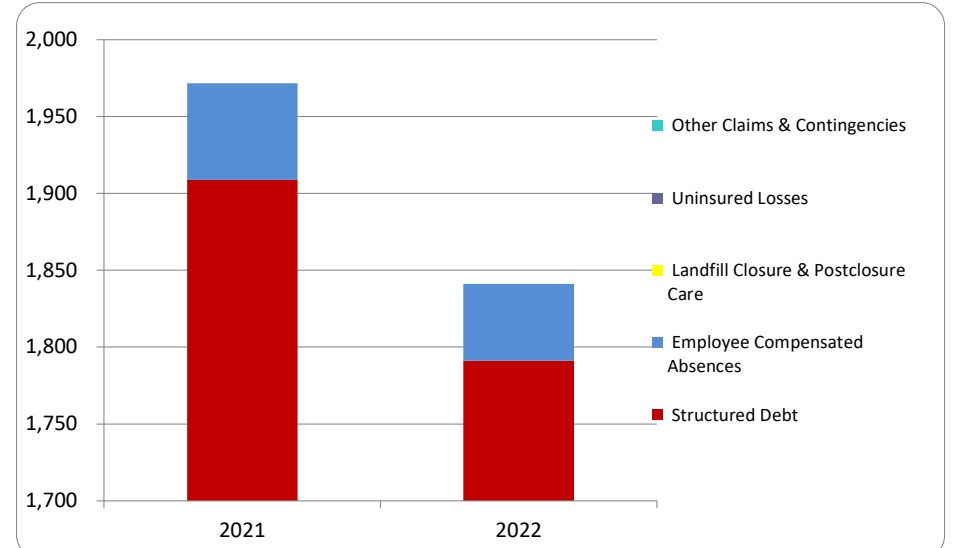
3. Percent funded - compared to the prior year



4. Long Term Debt obligations:



5. Debt & other long term obligations per capita - compared to the prior year



Commentary: Only the City water fund has outstanding bonded debt that is reported.